

Scaled data based on original data using
LM-79-08 Approved Method: Electrical and Photometric Measurements of Solid-
State Lighting Products

Test Report Prepared for
Cooper Lighting Solutions
(formerly Eaton)

Brand: McGRAW-EDISON

Report Number: P385829

Luminaire Tested: **GWC-SA1B-830-U-SL4**

Issue Date: 3/3/2020

Test Information

Test Method: LM-79-08
Report Number: P385829
TEST IS SCALED FROM IESNA LM-79-08 TEST DATA (G2-1903-205-24)
Test Lab: INNOVATION CENTER
Issue Date: 3/3/2020
Manufacturer: COOPER LIGHTING SOLUTIONS (FORMERLY EATON)
Product Line: MCGRAW-EDISON
Catalog Number: GWC-SA1B-830-U-SL4
Description: GALLEON WALL LUMINAIRE
(1) 80 CRI, 3000K, 800mA LIGHTSQUARE WITH 16 LEDS AND TYPE IV SPILL LIGHT
ELIMINATOR OPTICS
Light Source: -
Ballast/Driver: ELECTRONIC DRIVER

Summary

Lumens per Lamp: N/A
Luminaire Lumens: 4608 lumens
Efficiency: N/A
Efficacy: 104.7 lumens/watt
Luminous Opening: Rectangular (W 0.5' x L: 0.5' x H: 0')
IES Classification: Type IV - Short
BUG Rating: B1 - U0 - G2

Input Watts (W): 44
Input Voltage (V): NR
Input Current (Ain): NR
Voltage Rise (V): NR
Power Factor: NR
Total Harmonic Distortion (THDi): NR
Frequency (hertz): 60
Stabilization Time: NR
Operation Time: NR
Ambient Temperature (°C): NR
Test Distance: 24 FT

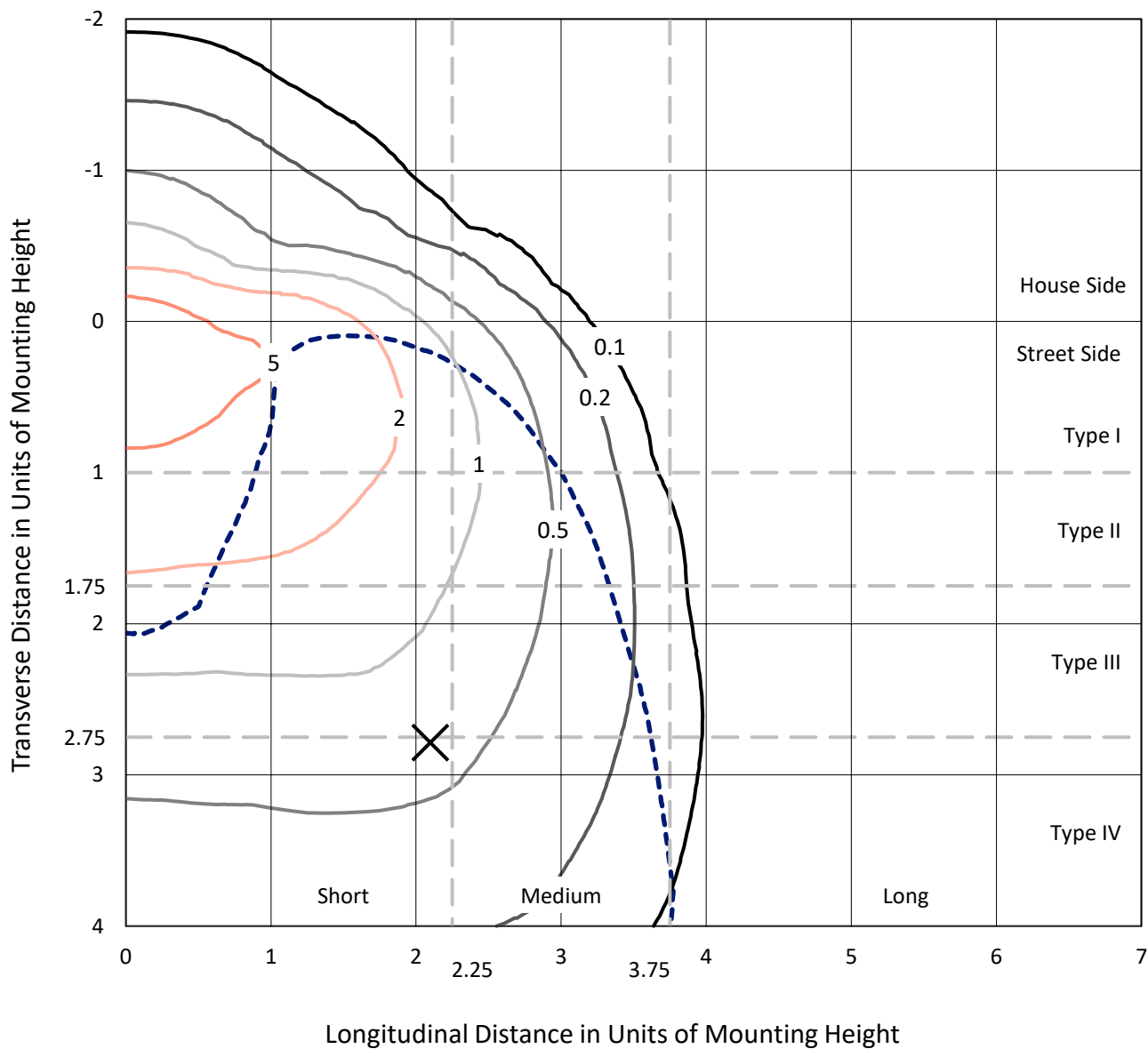


REPORT NUMBER: P385829

CATALOG NUMBER: GWC-SA1B-830-U-SL4

Iso-Footcandle Lines of Horizontal Illumination

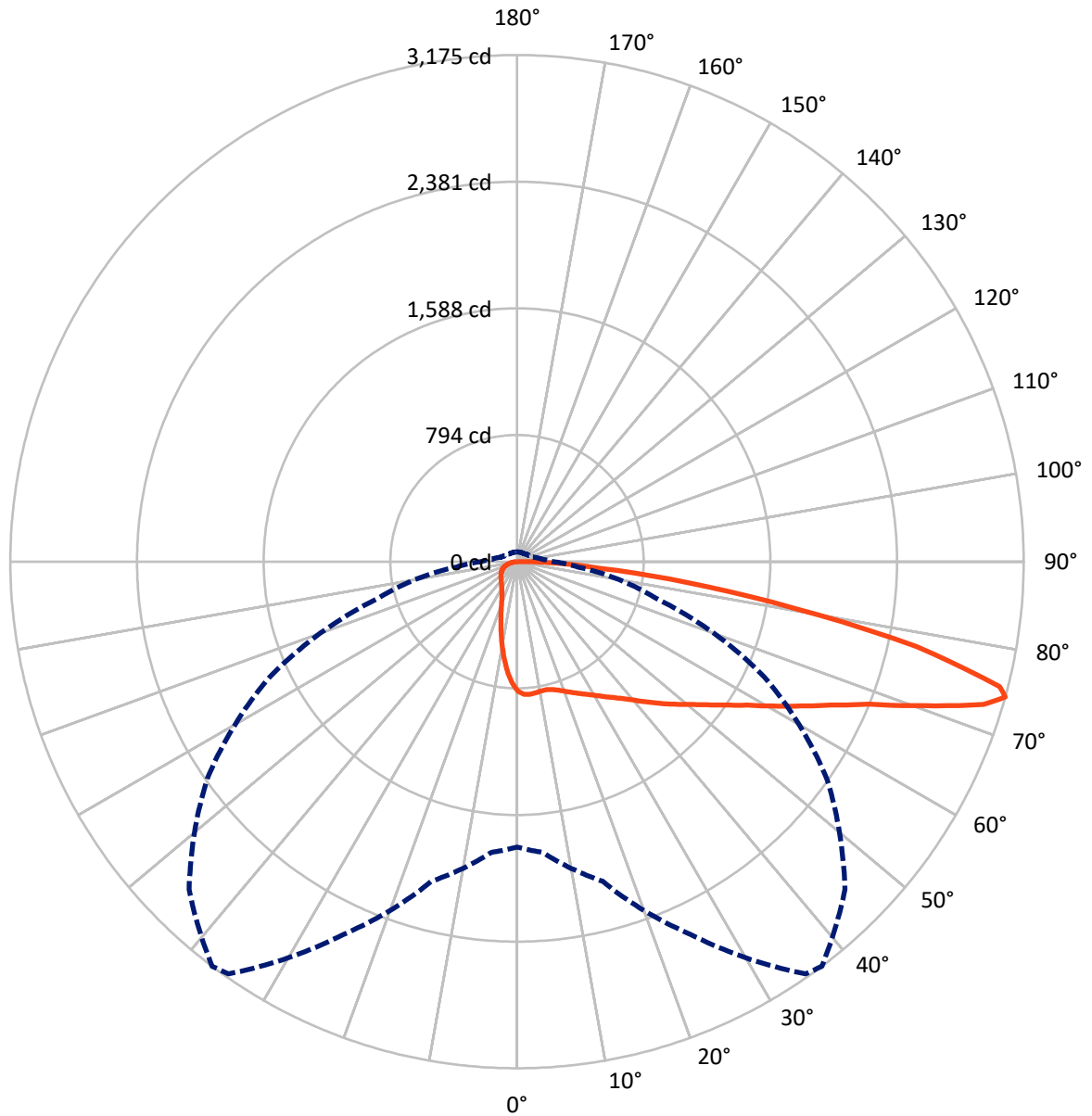
✕ Max cd
 - - - 1/2 Max cd



Based on 10 foot mounting height. Maximum calculated value = 8.3 fc
 Type IV - Short - N/A

REPORT NUMBER: P385829
CATALOG NUMBER: GWC-SA1B-830-U-SL4

Luminous Intensity Polar Plot



— Vertical Plane Through 37-Deg Lateral - - - Horizontal Cone Through 74-Deg Vertical

REPORT NUMBER: P385829

CATALOG NUMBER: GWC-SA1B-830-U-SL4

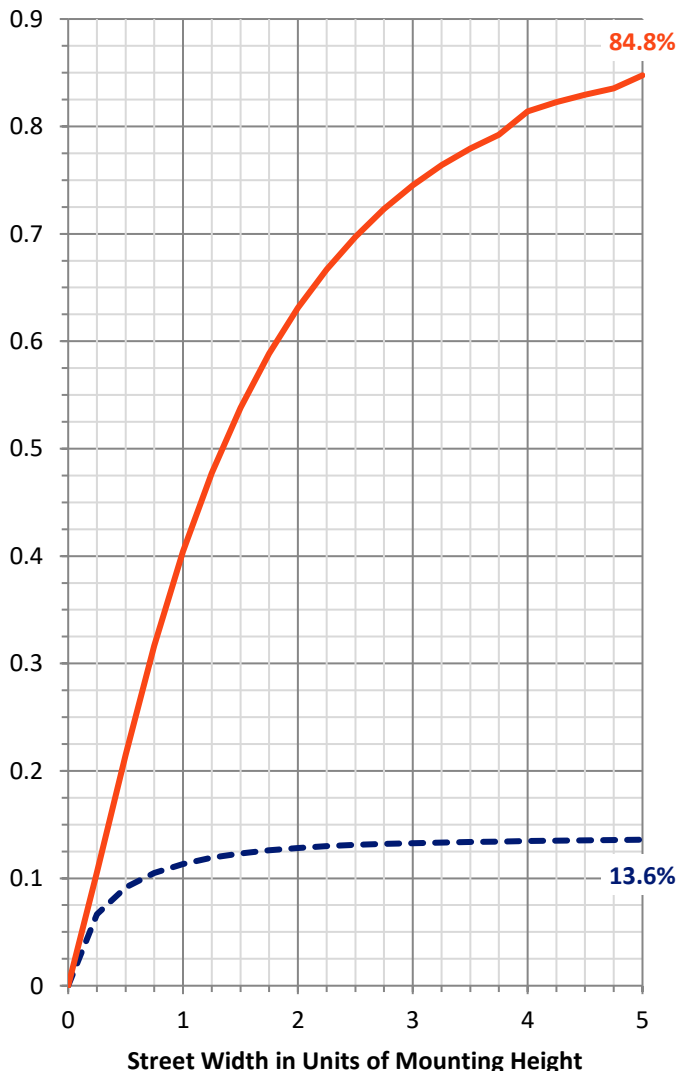
FLUX DISTRIBUTION:

		Downward	Upward	Total
House Side	Lumens	634.0	0.0	634.0
	% Fixture	13.8	0.0	13.8
Street Side	Lumens	3974.0	0.0	3974.0
	% Fixture	86.2	0.0	86.2
Total	Lumens	4608.0	0.0	4608.0
	% Fixture	100.0	0.0	100.0

ZONAL LUMENS:

Zone	Lumens	% Fixture
0°-10°	71.5	1.6
10°-20°	183.3	4.0
20°-30°	282.4	6.1
30°-40°	410.6	8.9
40°-50°	604.4	13.1
50°-60°	848.7	18.4
60°-70°	1074.2	23.3
70°-80°	945.9	20.5
80°-90°	187.0	4.1
90°-100°	0.0	0.0
100°-110°	0.0	0.0
110°-120°	0.0	0.0
120°-130°	0.0	0.0
130°-140°	0.0	0.0
140°-150°	0.0	0.0
150°-160°	0.0	0.0
160°-170°	0.0	0.0
170°-180°	0.0	0.0
0°-90°	4608.0	100.0
0°-180°	4608.0	100.0

Coefficient of Utilization



REPORT NUMBER: P385829

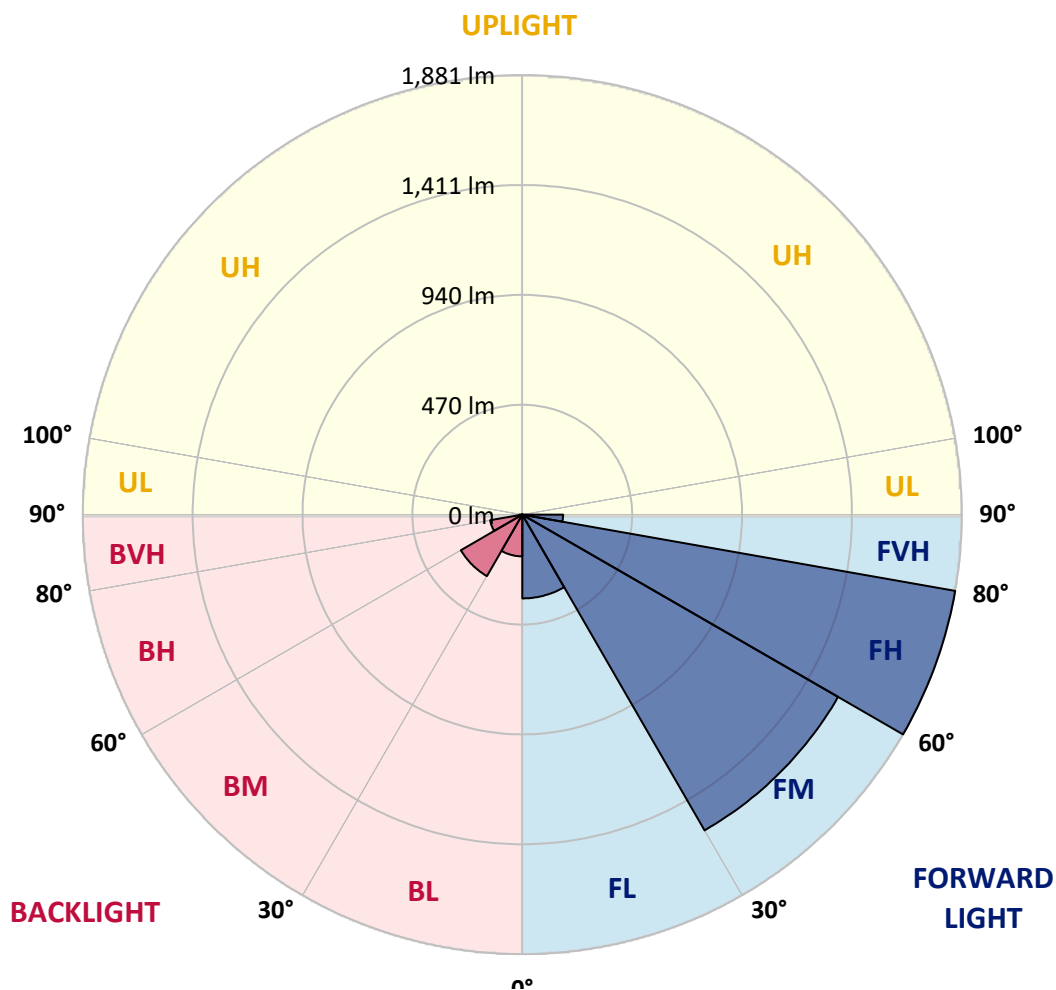
CATALOG NUMBER: GWC-SA1B-830-U-SL4

LUMINAIRE CLASSIFICATION SYSTEM LUMEN TABLE AND BUG RATING:

Zone	Lumens	% Fixture	Zone Rating/Lumen Limit		
			B	U	G
FL (0°-30°)	358.6	7.8			
FM (30°-60°)	1560.3	33.9			
FH (60°-80°)	1880.7	40.8			G2/5000
FVH (80°-90°)	174.4	3.8			G2/225
BL (0°-30°)	178.6	3.9	B1/500		
BM (30°-60°)	303.4	6.6	B1/1000		
BH (60°-80°)	139.4	3.0	B1/500		G1/500
BVH (80°-90°)	12.7	0.3			G1/100
UL (90°-100°)	0.0	0.0		U0/0	
UH (100°-180°)	0.0	0.0		U0/0	

BUG Rating: B1-U0-G2

Type IV Short





REPORT NUMBER: P385829

CATALOG NUMBER: GWC-SA1B-830-U-SL4

CANDELA DISTRIBUTION (FULL):

	0°	5°	15°	25°	35°	37°	45°	55°	65°	75°	85°
0°	811.9	811.9	811.9	811.9	811.9	811.9	811.9	811.9	811.9	811.9	811.9
2.5°	839.7	839.8	839.7	838.4	835.3	832.7	830.6	827.5	820.7	815.5	807.7
5°	847.6	846.6	846.0	843.6	838.7	835.8	831.7	825.9	814.7	804.3	791.6
7.5°	843.9	842.8	841.3	838.4	832.9	830.4	824.7	817.1	803.6	790.0	771.8
10°	832.4	832.0	831.4	830.7	826.0	824.1	818.9	810.8	797.5	780.9	759.6
12.5°	819.5	820.4	822.9	826.4	824.2	823.3	820.0	814.5	800.9	783.0	757.4
15°	811.4	813.7	820.7	829.6	831.4	831.1	830.3	826.7	812.2	792.4	762.6
17.5°	808.7	812.4	825.7	840.5	845.7	846.8	847.1	841.0	824.9	804.0	767.9
20°	813.7	818.4	837.9	858.2	866.5	867.1	865.6	854.9	836.9	813.9	770.8
22.5°	829.0	833.2	857.5	880.4	889.8	890.8	886.4	870.2	849.6	825.5	774.9
25°	858.3	863.5	887.9	910.8	915.6	915.8	909.5	889.3	866.1	841.9	783.7
27.5°	896.6	901.8	923.7	946.1	943.6	942.1	933.5	913.4	887.7	864.5	799.3
30°	939.3	945.0	965.8	981.7	975.5	972.6	965.6	939.7	917.7	895.3	823.1
32.5°	983.5	988.7	1006.9	1017.7	1009.9	1008.6	998.1	974.4	956.9	942.4	861.7
35°	1028.8	1032.5	1050.4	1056.5	1046.1	1045.8	1042.9	1021.1	1010.1	1016.9	917.9
37.5°	1075.0	1076.0	1091.3	1091.6	1088.5	1089.8	1092.9	1079.2	1082.3	1103.6	990.9
40°	1116.3	1118.9	1129.9	1133.3	1138.7	1143.2	1158.6	1149.7	1173.6	1211.2	1081.8
42.5°	1146.8	1151.8	1169.5	1178.3	1195.6	1202.8	1224.5	1232.8	1280.8	1337.3	1189.9
45°	1172.6	1180.4	1208.8	1226.8	1256.2	1268.7	1299.8	1327.6	1402.1	1474.2	1303.7
47.5°	1200.5	1210.4	1245.9	1280.4	1320.3	1334.4	1391.1	1432.6	1531.5	1611.8	1411.0
50°	1241.6	1249.2	1283.9	1338.0	1387.8	1406.0	1484.4	1544.0	1662.9	1743.0	1504.0
52.5°	1298.9	1295.9	1325.3	1401.1	1468.0	1490.4	1584.1	1662.5	1796.2	1861.6	1582.6
55°	1356.5	1351.6	1372.2	1467.2	1561.5	1585.0	1693.8	1781.4	1923.0	1968.4	1642.8
57.5°	1420.6	1411.3	1428.7	1541.7	1668.0	1696.1	1816.7	1907.9	2047.6	2054.8	1681.1
60°	1486.7	1474.2	1493.6	1634.0	1803.2	1836.3	1960.5	2031.2	2165.2	2123.9	1693.5
62.5°	1544.5	1535.7	1565.7	1737.1	1955.6	1992.0	2101.7	2162.4	2281.0	2152.7	1649.0
65°	1594.9	1596.4	1648.3	1853.0	2125.5	2164.3	2263.7	2324.1	2372.3	2135.6	1544.9
67.5°	1655.2	1663.4	1752.1	2005.6	2339.5	2382.0	2499.4	2500.3	2423.2	2035.6	1340.1
70°	1743.0	1760.0	1894.7	2217.3	2643.7	2702.1	2792.7	2603.9	2351.7	1764.6	1054.4
72.5°	1820.9	1852.7	2046.5	2459.4	3014.4	3058.7	2964.2	2544.2	2052.5	1322.4	656.9
74°	1789.2	1828.7	2074.1	2578.7	3154.0	3175.3	2906.3	2369.8	1711.3	915.8	381.8
75°	1721.1	1763.9	2033.8	2577.6	3136.3	3124.4	2766.4	2170.7	1409.4	624.6	254.0
77.5°	1389.0	1434.2	1713.7	2209.1	2571.6	2560.4	2125.1	1456.1	617.3	204.8	129.0
80°	807.5	842.1	1063.8	1402.9	1734.0	1754.3	1397.6	720.5	242.8	115.1	87.5
82.5°	358.7	382.6	513.9	716.1	1046.5	1072.6	731.9	377.6	150.0	70.0	52.6
85°	235.4	253.1	312.0	341.0	498.3	516.2	358.2	294.0	99.0	38.5	38.6
87.5°	169.3	186.3	231.8	202.4	228.7	216.5	194.9	272.0	39.8	21.9	13.0
90°	0.0	0.0	0.0	0.0	0.0	0.0	0.0	0.0	0.0	0.0	0.0



REPORT NUMBER: P385829
 CATALOG NUMBER: GWC-SA1B-830-U-SL4

CANDELA DISTRIBUTION (continued):

	90°	95°	105°	115°	125°	135°	145°	155°	165°	175°	180°
0°	811.9	811.9	811.9	811.9	811.9	811.9	811.9	811.9	811.9	811.9	811.9
2.5°	804.3	801.7	795.8	784.8	778.6	773.4	764.8	759.8	757.5	757.4	758.3
5°	784.3	778.3	763.2	744.7	729.9	716.5	699.8	689.7	682.5	678.3	679.5
7.5°	761.1	751.7	728.0	698.5	674.8	648.6	622.8	607.4	595.4	586.5	588.1
10°	745.2	732.2	697.6	655.1	615.7	577.7	542.1	520.9	504.0	491.0	492.0
12.5°	739.8	722.3	674.4	617.6	562.3	510.3	463.9	431.3	413.9	399.1	400.3
15°	740.7	717.1	655.0	583.9	514.2	448.8	392.5	354.3	330.8	320.6	320.7
17.5°	741.3	711.1	634.5	547.7	466.7	391.3	330.2	291.5	269.3	259.9	260.0
20°	739.2	701.4	609.2	506.1	417.0	338.6	279.3	246.6	229.7	222.4	222.4
22.5°	736.4	689.8	580.6	464.4	368.0	292.8	243.0	218.0	208.3	203.4	203.2
25°	737.7	681.2	551.4	421.5	322.8	256.3	218.8	202.2	195.8	192.7	192.5
27.5°	744.7	677.2	524.4	378.8	283.4	228.9	202.6	190.9	186.7	184.7	184.7
30°	757.4	677.2	496.4	342.5	250.6	208.6	190.1	182.1	179.2	177.9	177.9
32.5°	779.4	680.9	469.3	306.5	224.5	192.7	179.7	174.3	172.1	171.4	171.4
35°	817.4	693.6	442.8	272.4	203.4	179.7	169.8	166.7	165.1	164.9	165.4
37.5°	870.8	719.4	418.0	247.2	188.5	169.1	161.5	159.1	158.1	158.9	159.6
40°	938.0	754.5	395.4	224.5	177.1	160.7	153.9	152.3	151.8	152.9	153.9
42.5°	1019.2	801.8	376.9	208.1	168.3	153.6	147.4	145.4	144.9	146.2	147.5
45°	1107.0	852.8	363.9	195.9	161.5	148.2	141.7	139.6	138.6	139.3	140.7
47.5°	1186.9	901.0	358.7	187.3	155.0	143.7	136.7	134.1	132.5	132.1	133.3
50°	1254.2	936.9	361.2	182.1	149.8	138.6	131.8	128.9	126.4	125.0	125.8
52.5°	1303.2	959.5	363.4	179.8	145.8	133.1	126.4	123.7	120.4	118.0	118.0
55°	1338.8	964.7	358.4	178.1	142.7	127.1	120.4	117.8	114.6	111.8	111.5
57.5°	1352.8	950.0	339.7	175.5	140.6	121.4	114.1	112.2	109.4	106.2	106.0
60°	1333.9	904.9	303.7	169.9	137.8	116.7	107.8	106.5	105.2	102.1	101.9
62.5°	1258.3	805.9	257.1	158.7	132.3	111.7	101.9	102.6	102.7	100.6	100.3
65°	1121.1	669.9	211.7	144.1	124.0	105.7	95.9	99.0	100.8	100.5	100.0
67.5°	921.8	521.4	179.4	128.7	113.1	97.4	89.4	93.0	94.5	95.6	95.3
70°	684.2	367.6	148.4	112.5	100.0	87.7	81.0	82.8	81.8	83.1	83.6
72.5°	381.4	220.6	120.9	96.3	86.4	76.3	71.6	71.3	69.1	69.1	69.1
74°	228.9	161.8	106.3	86.2	78.1	68.8	64.8	63.3	61.4	61.5	61.4
75°	184.1	139.1	97.6	79.5	72.2	64.4	60.4	58.4	57.0	57.0	56.8
77.5°	116.2	105.7	78.6	63.3	57.8	53.1	50.3	47.7	47.7	47.6	47.4
80°	87.8	84.1	61.2	47.9	44.3	40.7	39.0	37.8	37.8	38.3	38.1
82.5°	60.2	63.3	43.0	33.4	31.7	29.1	28.7	28.9	28.4	27.8	27.6
85°	44.0	47.6	29.1	21.1	19.3	17.7	19.0	19.6	18.8	17.4	16.7
87.5°	16.9	31.2	15.6	8.8	8.1	7.0	8.1	8.4	9.1	7.1	7.3
90°	0.0	0.0	0.0	0.0	0.0	0.0	0.0	0.0	0.0	0.0	0.0

Signify Classified - Internal
Cooper Lighting Solutions Photometric Lab
1121 Highway 74 South
Peachtree City, GA 30269

Scaled Data Report



Report Generated By 670245982

Signify Classified - Internal
Cooper Lighting Solutions Photometric Lab
1121 Highway 74 South
Peachtree City, GA 30269

Scaled Data Report



Signify Classified - Internal
Cooper Lighting Solutions Photometric Lab
1121 Highway 74 South
Peachtree City, GA 30269

Scaled Data Report



Signify Classified - Internal
Cooper Lighting Solutions Photometric Lab
1121 Highway 74 South
Peachtree City, GA 30269

Scaled Data Report



Signify Classified - Internal
Cooper Lighting Solutions Photometric Lab
1121 Highway 74 South
Peachtree City, GA 30269

Scaled Data Report



--- HS — SS

Signify Classified - Internal
Cooper Lighting Solutions Photometric Lab
1121 Highway 74 South
Peachtree City, GA 30269

Scaled Data Report



u

Signify Classified - Internal
Cooper Lighting Solutions Photometric Lab
1121 Highway 74 South
Peachtree City, GA 30269

Scaled Data Report



Signify Classified - Internal
Cooper Lighting Solutions Photometric Lab
1121 Highway 74 South
Peachtree City, GA 30269

Scaled Data Report



(END OF REPORT)